

PMI-SP

PMI Scheduling Professional (PMI-SP)SM Credential Handbook



The **PMI-SP** is a credential for those who develop and maintain the project schedule.

Making project management indispensable for business results.®



Table of Contents

Topic	Page
Copyright & Revisions Information	2
About PMI Credentials	3
Why You Need the Credential Handbook	3
How to Apply Online	4
PMI Contact Information	4
About the PMI-SP Credential	5
PMI-SP Eligibility Requirements	6
PMI-SP Examination Information & Blueprint	8
PMI-SP Credential Fees & Refund Policy	9
PMI-SP Credential Maintenance	10
PMI-SP Credential Application Checklist	11
Application Processing	12
Credential Payment Process	12
Examination Scheduling Instructions	13
Examination Administration	14
Special Accommodations for the Examination	14
How to Schedule Your Examination Appointment	15
Examination Cancellations, Rescheduling, No Shows	17
PMI Examination Security & Confidentiality Policy	17
Examination Site Requirements & Instructions	18
Examination Results Notification & Score Report	20
Reexamination	21
PMI Appeals Procedure	21
PMI Audit Process	22
Continuing Certification Requirements (CCR) Program	23
PMI Code of Ethics and Professional Conduct	32
PMI Certification Application/Renewal Agreement	37
Use of Your PMI Credential	38
PMI-SP Credential Application	
PMI Credential Special Accommodations Form	
PMI Credential Reexamination Form	

PMI-Scheduling Professional Handbook

This Handbook contains information on how you can apply for the PMI-SP, a credential for those who provide expertise in the specialized area of project scheduling.

PMI-SP Credential Handbook last updated September 2008.

©2008 Project Management Institute, Inc. All rights reserved.

“PMI”, the PMI logo, “Making project management indispensable for business results”, “PMBOK”, “CAPM”, “PMP”, the PMP logo, “PgMP” and “Program Management Professional (PgMP)” are registered marks of Project Management Institute, Inc. “PMI Risk Management Professional (PMI-RMP)” and “PMI Scheduling Professional (PMI-SP)” are service marks of Project Management Institute, Inc.

For a comprehensive list of PMI marks, contact the PMI Legal Department.

About PMI Credentials

As a global organization with a 40-year history of advocacy for the profession, Project Management Institute (PMI®) supports practitioners with project management credentials that objectively assess experience, education and knowledge

The family of credentials includes:

- Certified Associate in Project Management (CAPM®)
- PMI Risk Management Professional (PMI-RMP)SM
- PMI Scheduling Professional (PMI-SP)SM
- Program Management Professional (PgMP)[®]
- Project Management Professional (PMP)[®]

PMI credentials establish your dedication to and proficiency in project management. To attain a credential, you must satisfy the educational and professional experience requirements established by PMI and demonstrate your ability to apply your project management knowledge to situational and scenario-based questions in the examination. In the case of PgMP, you also must successfully complete two additional evaluations.

When you earn one or several of these prestigious credentials, you gain distinction and recognition in a growing community of project management practitioners. A PMI credential also increases your visibility within your organization and on a global level.

In order to maintain the credential, you must show ongoing professional commitment to the field of project management by satisfying PMI Continuing Certification Requirements (CCR) program or by renewing the credential.

If you are ready to establish your credibility in the application of project management practices and become a more valuable member of your organization, you have taken a step in the right direction. Jo

PMI Certification Department Mission

Initiate, establish, evaluate, maintain and administer a professional credential program to promote and support project management practitioners, and the profession.

Why You Need the Credential Handbook

PMI requires that all credential applicants read this entire handbook. It is important to read and understand this handbook because:

- It helps you determine which credential is most appropriate for you
- It contains important information about the credential process
- It outlines the eligibility requirements for each credential
- It provides contact information for PMI and PMI's test administration partner, Prometric
- It gives guidelines for examination scheduling, test administration, and test site policies
- It discusses credential fees and refund policies
- It details PMI's policies and procedures, such as the audit process and appeals procedure
- You will have to affirm that you have read and understand this handbook before you submit your credential application

If you need clarification or have any questions about any part of this handbook or the policies contained herein, please contact PMI's [Customer Care](#) team by e-mail or telephone (+1 610 356 4600) before you proceed with your application.

How to Apply Online

PMI encourages you to use the online certification system to apply for all credentials. [Click here](#) to gain access to the online certification system.

NOTE: Incomplete applications and faxed applications will not be processed or returned.

You can also use the online certification system to:

- Apply and submit payment to take or retake any PMI examination and/or evaluation
- View your submitted credential application
- View your examination eligibility status
- Download PMI audit forms and/or examination score reports
- Access your certification record and update your contact information
- View your listing on the Credential Registry
- Submit payment for credential renewal
- Download receipts

PMI Contact Information

PMI Global Operations Center

14 Campus Blvd.
Newtown Square, PA 19073-3299 USA
Phone: +1 610 356 4600
Fax: +1 610 356 4647
E-mail: customercare@pmi.org
Online: www.PMI.org

Asia Pacific Service Centre

73 Bukit Timah Road
#04-01 Rex House
Singapore 229832
Phone: +65 6496 5501
Fax: +65 6336 6449
E-mail: customercare.asiapac@pmi.org

Europe, Middle East and Africa (EMEA) Service Centre

Avenue de Tervueren 300
B-1150 Brussels, Belgium
Phone: +32 2 743 15 73
Fax: +32 2 743 15 50
E-mail: customercare.emea@pmi.org

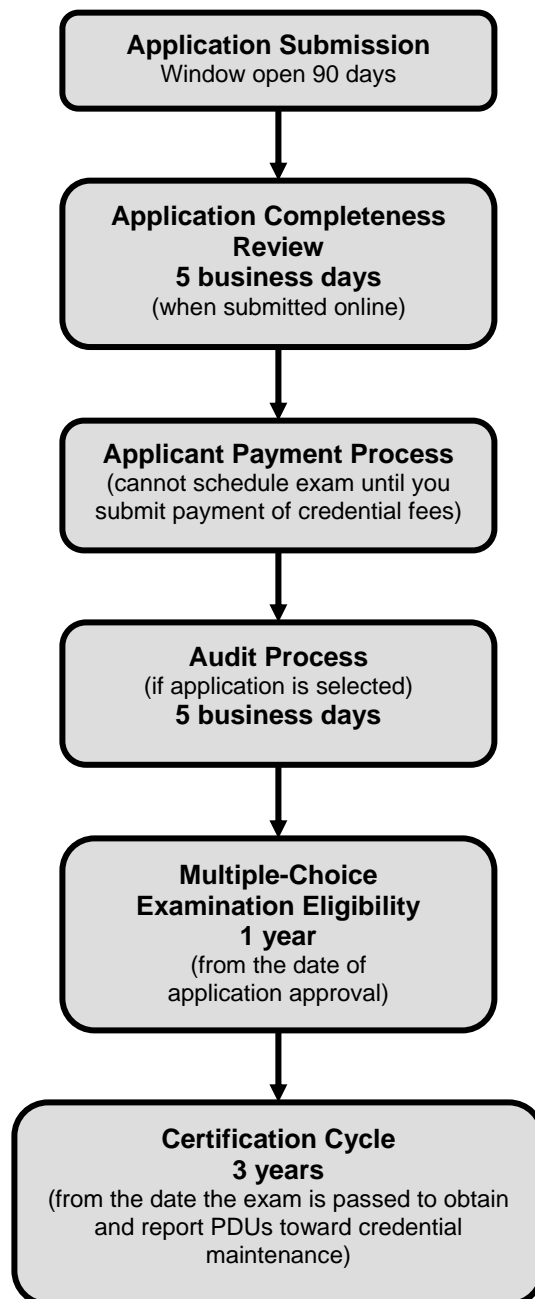
India Service Centre

Phone: +91 124 4517140
E-mail: customercare.india@pmi.org

About the PMI-SP Credential

The PMI-SP credential recognizes individuals who provide expertise in the specialized area of developing and maintaining the project schedule. This global credential acknowledges individuals who strengthen and support project management by offering knowledge specific to project scheduling.

Timeline of the PMI-SP Credential Process



PMI-SP Eligibility Requirements

The PMI-SP Role Delineation states that candidates for the credential:

- Can create and maintain the project schedule
- Be able to analyze the project schedule
- Should be able to report and communicate the schedule to the project team

To be eligible for the PMI-SP credential, you must meet certain educational and professional experience requirements. All project management experience must have been accrued within the last five consecutive years prior to your application submission.

Educational Background	Project Scheduling Experience	Project Scheduling Education
High school diploma, associate’s degree or global equivalent	At least 5,000 hours spent in the specialized area of professional project scheduling within the last five consecutive years	40 contact hours of formal education in the specialized area of project scheduling*
OR		
Bachelor’s degree or global equivalent	At least 3,500 hours spent in the specialized area of professional project scheduling within the last five consecutive years	30 contact hours of formal education in the specialized area of project scheduling*

**PMI accepts hours spent in training for Microsoft® Project and for other scheduling tools.*

How to Calculate Your Professional Experience on the Application

Use the experience verification section of the online application to document and report your experience. Document projects individually regardless of the number of projects you document.

Number of Hours that You Specialized in Project Scheduling

Consider all of the projects that you have worked on and identify how many hours you spent on project scheduling. For this section of the application and the requirement, if you worked on multiple projects at one time, all the hours spent on project scheduling count toward the total.

Contact Hours of Project Scheduling Education

If you hold a bachelor’s degree or global equivalent, document a minimum of 30 contact hours of education within the specialty area of project scheduling. If you hold a high school diploma, associate’s degree or global equivalent, document a minimum of 40 contact hours of education within the specialty area of project scheduling.

NOTE: One contact hour is equivalent to one actual hour (60 minutes) of training or instruction received.

There is no timeframe associated with this requirement; therefore, candidates can document all education within the specialty area of project scheduling regardless of when it was accrued. However, the course work must be completed at the time the application is submitted.

You can satisfy the project scheduling educational requirements by demonstrating the successful completion of courses, workshops and training sessions offered by one or more of the following types of education providers:

- A. PMI Registered Education Providers (R.E.P.s)*
- B. PMI Component organizations*
- C. Employer/company-sponsored programs
- D. Training companies or consultants
- E. Distance-learning companies, including an end-of-course assessment
- F. University/college academic and continuing education programs

**Courses offered by PMI R.E.P.s, PMI Components (chapters, specific interest groups, colleges), or PMI, are pre-approved for contact hours in fulfillment of the educational eligibility requirement.*

NOTE: One hour (60 minutes) of classroom instruction equals one contact hour. If you have completed a university or college course on project scheduling that met for three hours per week for 15 weeks, you would document 45 contact hours. If only a portion of a course dealt with project scheduling, only the hours spent on project scheduling can be applied toward the total.

The following education does not satisfy the education requirements:

- PMI chapter meetings*
- Self-study (e.g., reading books)

**If at least one hour of a chapter meeting is spent conducting a learning activity, the hour(s) spent in that activity can be counted towards the educational eligibility requirement.*

NOTE: While you may be able to document applicable classes that counted toward a bachelor's degree or MBA, you cannot document the degree program in its entirety because some classes within the program will not apply

Refer to the PMI Credential Examination Policies & Procedures section in this handbook for details on next steps after you submit your application.

PMI-SP Examination Information & Blueprint

The PMI-SP credential examination is comprised of 170 multiple-choice questions. Of the 170 questions, 20 are considered pretest questions. Pretest questions do not affect the score and are used in examinations as an effective and legitimate way to test the validity of future examination questions. All questions are randomly placed throughout the examination.

No. of Scored Questions	No. of Pretest (Unscored) Questions	Total Examination Questions
150	20	170

Computer-based testing (CBT) is the standard method of administration for PMI examinations. Paper-based testing (PBT) is available under limited circumstances (refer to the Examination Administration section in this handbook for more details).

The allotted time to complete the computer-based examination is three and a half hours. The examination is preceded by a tutorial and followed by a survey, both of which are optional and both of which can take up to 15 minutes to complete. The time used to complete the tutorial and survey is not included in the examination time of three and a half hours.

Allotted Examination Time
3.5 hours

It may take some credential candidates less than the allotted three and a half hours to complete the examination.

Item Development

PMI-SP examination questions:

- Are developed and independently validated by global work groups of project scheduling practitioners
- Are referenced to at least one current project scheduling source
- Are monitored through psychometric analysis
- Satisfy the test specifications of the *PMI–Scheduling Professional Examination Specification*

Examination Blueprint

The PMI-SP examination is developed based on the examination blueprint contained in the *PMI–Scheduling Professional Examination Specification*. The examination blueprint details the percentage of questions contained in each project scheduling domain. The following represents the percentage of questions in each domain that are included in the examination.

Domain	Percentage of Questions
Schedule Mission Management	9%
Schedule Creation	23%
Schedule Maintenance	23%
Schedule Analysis	22%
Schedule Communication/Reporting	23 %
Total	100%

Refer to the PMI Credential Examination Policies & Procedures section in this handbook for more details.

PMI-SP Credential Fees & Refund Policy

You must submit payment of the PMI-SP credential fee as part of the payment process (if you submit an application online) or as part of the application process (if you submit a paper application). You can submit payment by credit card using the [online certification system](#) or through postal mail to the Global Operations Center if you chose to pay by check, money order or wire. For all mail-in payments, please include your PMI identification number and user name.

The proper fees for payment are determined by your PMI membership status and the examination delivery option (computer-based versus paper-based) for your geographic location. Refer to the Examination Administration section in this handbook to help you determine if computer-based delivery or paper-based delivery of the examination is most appropriate for you. Once you determine the examination delivery option, use the following chart to determine the credential fee.

Exam Administration Type	PMI Member Status	US Dollars	Euros
Computer-based testing (CBT)	member	\$520	€430
Computer-based testing (CBT)	nonmember	\$670	€555
Paper-based testing (PBT)	member	\$415	€345
Paper-based testing (PBT)	nonmember	\$565	€475
Reexamination CBT	member	\$335	€280
Reexamination CBT	nonmember	\$435	€365
Reexamination PBT	member	\$270	€225
Reexamination PBT	nonmember	\$370	€310
CCR credential renewal	member	\$60	€50
CCR credential renewal	nonmember	\$150	€125

The PMI membership rate will only apply if you are a member of PMI in good standing at the time you submit payment for the credential. If you apply for membership right before you apply for the credential, make sure you receive confirmation of your membership before you pay for the credential. If your membership has not been completely processed, you will be charged the non-member rate.

If PMI membership is obtained after you submit payment for the credential, PMI will not refund the difference.

If you are interested in becoming a member of PMI at the time you apply for the credential, you can submit your membership application and credential application at the same time and receive the membership rate. PMI membership applications are available on PMI.org.

PMI-SP Refund Policy

To obtain a refund for the PMI-SP credential, you must submit a written request to PMI at least one month before the examination eligibility expiration date. A refund of US\$250 will be made if you have not yet taken the multiple-choice examination. If your one-year eligibility period expires and you have not taken the examination, you will not receive a refund.

PMI will not consider giving you a refund if you have taken the examination or have not provided the necessary cancellation/rescheduling notification to PMI's testing administration partner, Prometric, for a scheduled examination appointment (refer to the Cancellation, Rescheduling, No Show section in this handbook for more details).

If you fail to meet audit requirements, you will receive a refund of US\$250. Refer to the PMI Audit Process section in this handbook for details on the audit process.

PMI-SP Credential Maintenance

Once you have attained the PMI-SP credential, you must participate in the Continuing Certification Requirements (CCR) program to maintain an active certification status. The PMI-SP certification cycle lasts three years. During that cycle, you must attain no less than 30 Professional Development Units (PDUs) toward credential maintenance.

How to Determine Your Certification Cycle

Your active certification/CCR cycle begins the day you are granted your PMI-SP credential and ends three full years later

You may calculate or check your certification/CCR cycle in one of the following ways:

- Check your PMI-SP certificate for your active certification date and expiration date
- Check for certification/CCR cycle dates using the [online certification system](#).
- If you are granted the credential on 15 September 2008, your credential expiration date is 15 September 2011. Therefore, you will need to renew your credential by 14 September 2011. Your next certification/CCR cycle begins 15 September 2011 and expires 15 September 2014, but you will need to renew your credential by 14 September 2014.

NOTE: If you hold the PMP and the PgMP credentials, you can align your certification/CCR cycles and earn and report a total of 60 PDUs (not 120 PDUs) during the aligned three-year cycle to maintain both credentials. You chose which certification/CCR cycle date you wish to align the newer credential to as part of the application process.

If you hold the PMP or PgMP and apply for one of the specialty credentials—PMI-RMP or PMI-SP—you cannot align the certification/CCR cycles, but you can apply the PDUs you earn for the specialty credentials to the maintenance of your PMP or PgMP credential. Therefore, to maintain the PMP and the PMI-SP, for instance, you only have to earn and report 60 PDUs (not 90 PDUs). Be mindful that in order to maintain the PMI-SP or PMI-RMP credential(s), the professional development activities must be in the specialized area of project risk management or project scheduling respectively.

Overview of Process to Maintain an Active Certification Status:

1. Determine certification/CCR cycle
2. Attain no less than 30 PDUs during each certification/CCR cycle
3. Report PDUs on the online Activity Reporting form
4. Complete the online Application for Renewal
5. Reaffirm PMI Code of Ethics and Professional Conduct
6. Reaffirm PMI Certification Application/Renewal Agreement
7. Submit the credential renewal fee – US\$60 for PMI members; US\$150 for nonmembers
8. Receive new certificate with updated certification/CCR cycle dates

Refer to the Continuing Certification Requirements (CCR) program section in this handbook for more details on the following:

- CCR process
- Credential status
- PDU-qualifying activities

PMI-SP Credential Application Checklist

Use the following checklist as a guide when you complete the credential application.

- ✓ Write your name exactly as it appears on your government-issued identification that you will present when you take the examination.
 - ✓ Ensure application includes your valid e-mail address since this is PMI's primary way of communicating throughout the credential process.
 - ✓ Document your attained education and provide all requested information.
-

Experience Verification Section

- ✓ Document your professional experience according to the eligibility requirements in the experience verification section.
 - ✓ With a high school diploma, associate's degree or global equivalent:
 1. At least 5,000 hours spent in the specialized area of professional project scheduling within the last five consecutive years
 2. 40 contact hours of formal project scheduling education

OR

- ✓ With a bachelor's degree or global equivalent:
 1. At least 3,500 hours spent in the specialized area of professional project scheduling within the last five consecutive years
 2. 30 contact hours of formal project scheduling education
-

- ✓ Affirm that you have read and understand the policies and procedures outlined in the credential handbook; have read and accept the terms and responsibilities of the PMI Code of Ethics and Professional Conduct; and have read and accept the terms and responsibilities of the PMI Certification Application/Renewal Agreement.
 - ✓ Affirm that you have provided true and accurate information on the entire application, understanding that misrepresentations or incorrect information provided to PMI can result in disciplinary action(s), including suspension or revocation of my examination eligibility or credential.
-

Credential Payment Process

During the payment process, you will be required to go to the [online certification system](#) to complete the following steps:

1. Select your examination delivery method
2. Request a language aid for your examination, if appropriate
3. Request special accommodations for your examination, if necessary
4. Submit payment

You cannot schedule your examination until your credential payment is received.

Application Processing

PMI strives to process credential applications in a timely manner. The application processing timeline depends on how applications are submitted – either online using the certification system or on paper sent by postal mail to the Global Operations Center. The following table details the application processing timeline.

Application Processing Timeline		
Application submitted:		Process time:
Online		Five business days
Paper	by individuals	10 business days
	by corporations	20 business days

NOTE: This processing timeline does not apply if your application has been selected for PMI's audit process (refer to the PMI Audit Process section in this handbook for more details).

Applicant Contact Information

Please ensure that the application includes your valid e-mail address as this will be the primary mode of communication from PMI throughout the credential process. Although PMI will e-mail you reminders during the process, you have the responsibility to schedule and sit for your examination within the one-year eligibility period.

Credential Payment Process

Once your online application has been processed and determined to be complete, PMI will send electronic notification to submit payment of the credential fee.

This requires you to go back into the [online certification system](#) to complete the following steps:

- Select your examination delivery method
(refer to the Examination Administration section in this handbook for more details)
- Request a language aid for your examination, if appropriate
(refer to the Examination Administration section in this handbook for more details)
- Request special accommodations for your examination, if necessary
(refer to the Examination Administration section in this handbook for more details)
- Submit payment
(refer to the Credential Fees section of this handbook for more details)

When credential payment is received, PMI will send electronic notification indicating one of the following next steps:

- Examination scheduling instructions to help you schedule your examination
- Application has randomly been selected for PMI's audit process

If you are eligible to take the examination and you receive examination scheduling instructions, you can schedule the examination appointment. If you have been selected for audit, you will be notified with instructions for how to comply with the terms of the audit.

NOTE: If you send a paper application by postal mail, payment of the credential fee is expected to be received with the application.

Regardless of how you submit the credential application (online or by postal mail), you may submit payment for the credential fee online or by postal mail.

- Use the online certification system to submit credit card payment. This will enable the payment process to be expedited more quickly.
- OR
- Mail a check, money order, or wire payment to the Global Operations Center. For all mail-in payments, please use the Credential Payment Form located in the application forms at the end of this handbook. Include your PMI identification number and user name.

Examination Scheduling Instructions

For PMI-SP credential candidates, once payment of the credential fee has been received and processed, and if you have not been selected for PMI's audit process, PMI will send an electronic [examination scheduling instructions](#).

The examination scheduling instructions confirm that you are eligible to take the examination. However, you may be subject to PMI's audit process after you gain eligibility to test (refer to the PMI Audit Process section in this handbook for more details).

The examination eligibility period (the period of time during which you are able to test) is one year. You may take the examination up to three times within this one-year eligibility period should you not pass on the first attempt.

The examination scheduling instructions directs you to the section of the [Prometric website](#) (www.prometric.com/pmi) where you can select and schedule your examination date and location. Prometric is PMI's examination administration partner.

PMI cannot guarantee seating at the testing centers and recommends that you schedule the examination within the following time frames:

- at least six weeks in advance of your preferred test date and
- at least three months before the expiration of your eligibility period

NOTE: You must retain the unique PMI identification code located on your scheduling notification. This code will be required to register for the examination.

Please print and save all examination scheduling verifications and correspondence received from Prometric, for your records.

Examination Administration

Computer-based testing (CBT) is the standard method of administration for all PMI examinations. However, paper-based testing (PBT) is available in the following situations only:

1. Candidates who live at least 186.5 miles/300 km from a Prometric CBT site.
2. Employers (Corporate Sponsors) who wish to administer a PMI examination to their employees. In this case, there is no restriction on distance; however only employees of the corporation may test at these events.

PMI reserves the right to cancel a PBT event that does not have a minimum of 10 candidates. Additional restrictions apply. Sponsors can obtain a copy of the PBT Handbook by contacting pbtexams@pmi.org.

CBT test centers are listed on the [Prometric website](#). If you are unable to locate a Prometric CBT center within a 186.5 miles/300 km-radius of your home, review the PBT listing on the Prometric website to see if there is a PBT event available in your area.

NOTE: As part of the credential payment process, you need to indicate whether you will be taking a computer-based or paper-based examination. If you need to take a PBT examination, include the site location, date, and group testing number on your application.

Prometric, a leading global provider of comprehensive testing and assessment services, is PMI's examination administration partner.

NOTE: The PMI-SP examination is administered in English only. Language aids are not currently available.

Special Accommodations for the Examination

You may request the administration of any PMI examination to be modified due to disability, handicap and/or other conditions that may impair your ability to take the examination.

NOTE: Document your need for special accommodations as part of the payment process (if you applied online) or as part of the application process (if you submitted a paper application).

You must submit to PMI, by fax or mail, supporting medical or other appropriate documentation to complete your request. Please keep a copy of all submitted forms for your records.

Refer to the How to Schedule an Examination section in this handbook for more details.

How to Schedule Your Examination Appointment

FOR PBT ADMINISTRATION

If you qualified to take a paper-based examination, you will not have to do anything to schedule a PBT appointment because you indicated this administration type as part of the application or payment process. Although you are required to do nothing, you will receive the examination scheduling instructions because PMI's system sends it automatically to everyone.

To confirm your PBT examination appointment, PMI will send an electronic confirmation 20-25 days before your scheduled appointment. This confirmation will contain site instructions including your eligibility dates, your examination date and location, your arrival times for the examination, information on your government-issued identification, and a contact person.

FOR CBT ADMINISTRATION

You cannot schedule a PMI exam until PMI receives payment of your credential fee.

Schedule your Examination Online

Schedule your appointment online at the [Prometric website](#). When you select the "Schedule, Reschedule, Cancel or Confirm an Exam" option, you will be prompted to complete the following steps:

1. Select the country where you live
2. Select "Schedule an Exam" option
3. Review PMI's policies
4. Read and Agree to the Data Privacy Notice
5. Enter your Eligibility ID and last four letters of your last name
6. Make a selection from the Available Test Sites offerings in your area
7. Select the examination date and time

Schedule your Examination by Telephone

If you live inside North America, you can use the Prometric Telephone System, an Interactive Voice Response System that enables you to use a touch-tone phone to schedule, reschedule, cancel, or confirm existing examination appointments. Test center information (phone number, address, and directions) can also be obtained over the telephone or online.

This telephone service is available Monday through Friday 8 a.m. to 8 p.m. (US Eastern Time). Please call 1-800-268-2802 and follow the prompts. Hearing impaired may schedule by calling 1-800-529-3590. Please be advised that when scheduling by the Prometric Telephone System, you must go to the [Prometric website](#) and follow the instructions provided to print your confirmation information.

If you live outside North America and wish to schedule your examination appointment by telephone, refer to the Prometric Regional Contact Center chart for the applicable telephone number. Please be advised that when scheduling by telephone, you must go to the [Prometric website](#) and follow the instructions provided to print your confirmation information.

Prometric Regional Service Centers

Region	Phone Number	Hours of Operation
Latin America: Argentina, Bolivia, Brazil, Chile, Colombia, Dominican Republic, Guatemala, Mexico, Panama, Peru, Venezuela; Caribbean	1 443 7514995	Monday to Friday 9:00am to 5:30pm
Europe: Armenia, Belgium, Bulgaria, Croatia, Finland, France, Georgia, Germany, Greece, Hungary, Ireland, Italy, Kazakhstan, Lithuania, Netherlands, Norway, Poland, Portugal, Romania, Russia, Spain, Sweden, Switzerland, Turkey, Ukraine, United Kingdom, Uzbekistan	31 320 239 540	Monday to Friday 9:00am to 6:00pm
Middle East: Egypt, Israel, Jordan, Kuwait City, Lebanon, Saudi Arabia, Syria, United Arab Emirates; North Africa	31 320 239 530	Monday to Friday 9:00am to 6:00pm
Africa: Botswana, Ghana, Kenya, Mauritius, Nigeria, South Africa, Tanzania, Uganda, Zimbabwe	31 320 239 593	Monday to Friday 9:00am to 6:00pm
Japan	81 3 5541 4800	Monday to Friday 9:00am to 6:00pm
India	91 124 414 7700	Monday to Friday 9:00am to 5:30pm
South East Asia: Bangladesh, Hong Kong, Indonesia, Malaysia, Nepal, Pakistan, Philippines, Singapore, Taiwan, Thailand	603 7628 3333	Monday to Friday 7:00am to 8:00pm
Korea	1566 0990	Monday to Friday 9:00am to 6:00pm
Australia, New Zealand	612 9640 5700	Monday to Friday 9:00am to 6:00pm

When calling Prometric's Customer Care Center, the Customer Service Representative (CSR) will ask for:

1. Testing program: Project Management Institute
2. Name of examination: (CAPM, PgMP, PMI-RMP, PMI-SP, PMP)
3. PMI identification code (e.g., 1234567E1)

NOTE: Please maintain a copy of the CBT examination confirmation in your files in the unlikely event that there are any discrepancies. PMI will not be able to advocate for you if this confirmation notice is not provided.

How to Schedule an Examination with Special Accommodations

If you have applied for and been granted special accommodations for the examination administration from PMI, please follow these steps:

- Candidates who live inside North America must call Prometric Special Conditions Department at 1 800 967 1139
- Candidates who live outside North America must e-mail certexamdelivery@pmi.org

When scheduling your examination with special accommodations, be prepared to provide the following:

1. Testing program: Project Management Institute
2. Name of examination: (CAPM, PgMP, PMI-RMP, PMI-SP, PMP)
3. PMI identification code (e.g., 1234567E1)

Examination Cancellations, Rescheduling, No Shows

If you need to cancel or reschedule a CBT examination, you must do so no later than 48 hours before your scheduled examination appointment.

You should call Prometric directly and not the local site where you are scheduled to take the examination. Contact telephone numbers for Prometric are located on the examination scheduling instructions. You can cancel online by following the prompts on the [Prometric website](http://www.prometric.com/pmi) (www.prometric.com/pmi).

To cancel or reschedule a PBT examination, you must e-mail PMI at pbtextams@pmi.org no later than 35 calendar days prior to the scheduled examination administration date. Include your name, your PMI identification number, group ID number, and the location of the PBT event in your e-mail. The group ID number is available on the [Prometric website](http://www.prometric.com/pmi) or from the PBT sponsor.

If you fail to notify the appropriate party within the specified time period and/or fail to meet a scheduled examination appointment, you forfeit the full credential fee and will have to pay the full reexamination fee in order to schedule another examination.

Cancellation/Reschedule Policy	
Examination Type	Time requirements
CBT	48 hours before the examination
PBT	35 calendar days before the examination

PMI understands that there are times when extenuating circumstance (e.g., medical emergency, military deployment, death in immediate family, illness in immediate family) may prevent you from meeting a scheduled examination appointment, resulting in a no-show status. Should a situation like this occur, you will be asked to provide an explanation along with supporting documentation (e.g., accident report, medical documentation, death certificate). Contact PMI [Customer Care](#) within 72 hours of the scheduled examination date. If you do not contact PMI within 72 hours of a missed appointment, fees will apply in order to schedule a new appointment. PMI will review all claims on a case-by-case basis. If PMI determines that your claim is not extenuating, you will be required to request a reexamination and pay the full reexamination fee to sit for the examination. You are allowed a maximum of one year from the date your application is approved, to apply for reexamination.

PMI Examination Security & Confidentiality Policy

The examination, answer sheets, worksheets, and/or any other test or test-related materials remain the sole and exclusive property of PMI. These materials are confidential and are not available for review by any person or agency for any reason.

Examination (pass/fail) results are confidential and will not be disclosed to anyone without candidate consent, unless directed by valid and lawful subpoena or court order. If you would like your examination results to be released to a third party, you must provide PMI with a written request that specifically identifies the amount of details (e.g., examination date, pass/fail status, percent by domain score report), about the examination results that the third-party person or organization should receive.

When you submit an application, you agree to abide by PMI Certification Application/Renewal Agreement found in this handbook. Among other things, this document addresses post-examination questions and discussions. It states: **“...Furthermore, I agree not to discuss, debrief or disclose, in any manner, the specific content of PMI examination questions and answers, to any individual.”** Any such discussion would be a potential violation to the Certification Application/Renewal Agreement and thus,

could affect the status of your credential, up to and including revocation of your credential or permanent suspension from any PMI credential examinations.

Examination Site Requirements & Instructions

In order to be admitted into the Prometric testing center, you must bring a valid and current form of government-issued identification that includes English characters/translation and has both a photograph and a signature. If your government-issued identification does not display a photograph or a signature, a secondary identification may be used, which includes a photograph and/or signature (whichever is missing from the government-issued identification).

Your identification must match your name exactly as it appears on the scheduling notification. You will not be permitted to test if the name on your government-issued identification does not exactly match the name on your scheduling notification. Neither PMI nor Prometric will make any exceptions to this policy.

If you do not provide the appropriate and/or matching identification, you will not be permitted to test and will be required to apply for reexamination and pay the reexamination fee in order to take the examination at a later date.

The following are acceptable forms of government-issued identification:

- Valid driver's license
- Valid military ID
- Valid passport
- Valid national identification card

The following are acceptable forms of secondary identification:

- Valid employee ID
- Valid credit card with signature
- Valid bank (ATM) card

The following are not acceptable forms of identification:

- Social Security cards
- Library cards

Check-in procedure

On the day of your examination, please arrive one half hour prior to your scheduled appointment. You must sign in, present the required identification, and provide your unique PMI identification code. You may also be asked to provide the confirmation number received when scheduling the appointment.

Testing Aids

You are prohibited from bringing anything into the testing area. A Prometric examination proctor will provide you with calculators and scrap paper. Dictionaries of any kind are not allowed.

You will be given scratch paper and a pencil to use during the examination; however, these materials cannot be removed from the test site and must be returned to the examination proctor at the conclusion of the examination.

Test Site Conduct

No visitors are permitted into the testing rooms (including children). No additional jackets, sweaters or personal belongings are allowed in the testing area, including but not limited to books, notes, calculators, cell phones, pagers, food, and drink. Smoking is prohibited in the testing center.

Termination of Examination Administration/Grounds for Dismissal

You are expected to conduct yourself in a professional manner at all times at the testing center. Any person who violates the PMI Test Security & Confidentiality Policy will be subject to disciplinary action(s) by the PMI Certification Department.

The test center administrator/supervisor or proctor is authorized to dismiss you from an examination administration and the PMI Certification Department may cancel your scores, or take other appropriate action, when there is a reasonable basis for concluding that you have engaged in any of the following conduct:

1. Using or attempting to use someone else to take the test
2. Failing to provide acceptable personal identification
3. Having access to or using notes or any prohibited aid related to the test
4. Creating a disturbance (disruptive behavior in any form will not be tolerated; the test administrator/supervisor has sole discretion in determining whether specific conduct constitutes disruptive behavior)
5. Communicating, in any manner, with another person other than the test administrator/supervisor or proctor about the test during the administration, including attempting to give or receive assistance
6. Attempting to remove scrap paper from the testing room
7. Exceeding time permitted for a scheduled break. There are no scheduled breaks during exam. Prometric does allow unauthorized breaks
8. Eating or drinking in the testing room
9. Leaving the testing room or test center vicinity without permission
10. Removing or attempting to remove, examination-related material, or portions of a test in any format from the testing room
11. Attempting to tamper with a computer
12. Engaging in any dishonest or unethical conduct, such as cheating
13. Failing to follow any other examination administration regulations set forth in PMI Certification Program policies given by the test administrator/supervisor, or specified in any examination materials

The PMI Certification Department reserves the right to take all action including, but not limited to, barring you from future testing and/or canceling your scores for failure to comply with the test administrator/supervisor's directions. If your scores are cancelled, you will be notified of such action and its basis, and your examination fees will not be refunded.

Although tests are administered under strict supervision and security measures, examination irregularities may sometimes occur. You are required to contact PMI as soon as possible to report any observed behavior that may lead to an invalid score – for example, someone copying from another test taker, taking a test for someone else, having access to test questions before the examination, or using notes or unauthorized aids. All information will be held in confidence.

Examination Results Notification & Score Report

Upon completion of the computer-based examination, you will receive a printed copy of your test results. In addition to the overall pass/fail status, important diagnostic information on your performance is provided for each domain. This information provides specific guidance for both passing and failing candidates.

The score report lists each domain with one of three possible proficiency levels-Proficient, Moderately Proficient and Below Proficient.

Proficient – indicates performance that is above the average level of knowledge in this domain

Moderately Proficient – indicates performance that is at the average level of knowledge in this domain

Below Proficient – indicates performance that is below the average level of knowledge in this domain

For candidates who pass the examination, the performance information will help identify specific domains to focus on for continuing education purposes. For candidates who fail the examination, the performance information will identify specific domains where improvement or further study may be required in order to successfully complete the examination in the future.

For computer-based examinations, in addition to receiving your test results at the test center the day you sit for the examination, you can also access your test results on the [online certification system](#) 10 business days after your examination date.

For paper-based examinations, you will not receive your results the day of the examination. You will be able to access your test results on the [online certification system](#) approximately six to eight weeks after your examination date.

NOTE: You will not see your certification status on the [Credential Registry](#) until PMI receives your examination results from Prometric.

Hand scoring for the paper-based test is available up to six months after the administration. The fee for hand scoring is US\$45. For more information or to request hand scoring please contact PMI by e-mail or phone. PMI does not offer hand scoring for computer-based tests.

NOTE: If you do not pass the credential examination on your first attempt, you have two more opportunities to retest within your one-year eligibility period. Refer to the Reexamination section in this handbook for more details.

Establishing the Passing Score

The passing score for all PMI credential examinations is determined by sound psychometric analysis. PMI uses subject matter experts from across the globe to help establish a point at which each candidate should pass the examination(s) and the examination point of difficulty. Data that shows how candidates actually performed is cross referenced with the subject matter experts to ensure that the point of difficulty on each examination is healthy.

Reexamination

You are granted a one-year eligibility period in which to pass the examination. During the eligibility period, you may take the examination up to three times because candidates do not always pass the examination on their first attempt. Gauge your time carefully to leave enough time during the eligibility period to retake the examination if needed.

If you fail the examination three times within the one-year eligibility period, you must wait one year from the date of your last examination to reapply for the credential. However, after failing a credential examination three times, candidates may opt to apply for any other PMI credential (e.g., a candidate who failed the PMP examination three times in their one-year eligibility period must wait one year to reapply for the PMP, but can apply at any time for the CAPM).

Reexamination fees apply to the second and third attempts to pass the examination during each eligibility period. If your eligibility period expires without you having passed the examination, you must reapply for the credential.

PMI Appeals Procedure

PMI certification program is administered and supervised at the Global Operations Center. All challenges to the certification program are governed by the comprehensive and exclusive rules of the PMI Certification Governance Council's (CGC) Certification Appeal Procedures.

The appeals process is the only method to review all decisions made by the PMI Certification Department regarding applications, eligibility, examinations, test administration and results, and other application or testing-related certification issues and/or challenges or complaints.

Disciplinary decisions made by PMI regarding individuals who hold a PMI credential are governed by and reviewed under a separate procedure, detailed in a separate PMI policy document, PMI Certification Disciplinary Case Procedures.

Candidates for the credential, or individuals who currently hold the credential, may submit a written request to the Certification Department for review of an adverse credential program action, decision or determination.

PMI Audit Process

The submission of an application indicates your agreement to comply with the terms of the audit process. All applications are subject to an audit, although only a percentage of applications are selected for audit. The selection of an application for audit is random.

If your application is selected for an audit, you will be notified after payment of the credential fee is received. The electronic audit notification provides detailed information on how to comply with the terms of the audit.

During an audit, you will be asked to submit supporting documentation such as:

- Copies of your diploma/global equivalent
- Signatures from your supervisor(s) or manager(s) from the project(s) and/or program(s) documented in the experience verification section of the application
- Copies of certificates and/or letters from the training institute(s) for each course documented on the application to meet the required contact hours of project scheduling education

If you are able to provide the necessary documentation to meet the terms and requirements of the audit process, the audit should take about five business days to complete.

You may not continue with the credential process until you have complied with the audit requirements.

Once you successfully complete the audit, you are permitted to take the examination and your one-year examination eligibility period starts.

If you fail to meet the audit requirements, you will receive a refund (refer to the Refund Policy section in this handbook for the credential you are pursuing for more details).

Note: Please be advised that while the selection process for an audit is primarily random, PMI reserves the right to select any candidate to be audited at any time, including after the credential has been bestowed. If you fail to meet the audit requirements after attaining the credential, you are not entitled to a refund.

Continuing Certification Requirements (CCR) Program

The Continuing Certification Requirements (CCR) program supports the ongoing educational and professional development of individuals who have attained the PgMP, PMP, PMI-SP and/or PMI-RMP credential(s). The purpose of the CCR program is to:

- Enhance the ongoing professional development of credential holders
- Encourage and recognize individualized learning opportunities
- Offer a standardized and objective mechanism for attaining and recording professional development activities
- Sustain the global recognition and value of PMI credentials.

In order to satisfy the CCR program and maintain an active certification status, you must:

1. Earn and report the appropriate amount of professional development units (PDUs) during each three-year certification/CCR cycle
2. Complete an Application for Certification Renewal
3. Reaffirm PMI Code of Ethics and Professional Conduct and PMI Certification Application/Renewal Agreement
4. Submit payment of the renewal fee

How to Determine your Certification/CCR Cycle

Your active certification/CCR cycle begins the day you pass your credential examination (and/or the multi-rater assessment for PgMP credential holders) and ends three full years later.

If you were granted the credential on 15 September 2008, your credential expires on 15 September 2011. Therefore, you have to renew your credential by 14 September 2011.

The following table provides an overview of how to determine your active certification/CCR cycle. You also can check this information on your credential certificate or on PMI.org.

	PMI-SP
Certification/CCR cycle begins	The day you pass the exam
Certification/CCR expires	On the anniversary date of the day you passed the exam three years later
Calculations:	
If you pass the exam on...	15 September 2008
Your certification/CCR cycle starts...	15 September 2008
Your credential expires...	15 September 2011
Therefore, you need to renew your credential by...	14 September 2011
Your next cycle starts...	15 September 2011

Certification Status

Active Status

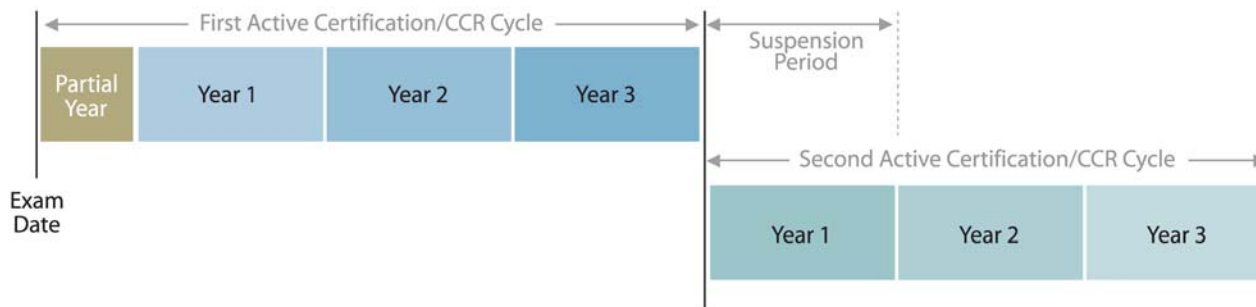
Once you report your PDUs and renew your credential prior to the certification/CCR expiration date, you are a credential holder in good standing and considered to be in active status. When you are in active status, you will be listed in the [Online Registry](#), which allows verification of your credentialed status.

Suspended Status

If you do not satisfy the CCR program within your active certification dates, you will be placed on suspended status. If you are in suspended status, you may not refer to yourself as a credential holder or use the credential designation(s) until the overdue requirements are earned, within a maximum of one year beyond the certification/CCR expiration date.

The date of your next CCR cycle will not change after reinstatement to active status from suspended status. (The suspension period overlaps the time frame of their next cycle—see chart below).

If you do not meet the overdue requirements within the suspension period, you will lose your credential(s). If you fail to comply with the CCR program and lose your credential, you will be required to reapply for the credential, retake the examination for PMI-RMP, PMI-SP and PMP (or the three assessments for PgMP), and submit the fees associated with the initial credential application.



Retired Status

If you are a credential holder in good standing, who wishes to voluntarily relinquish your active status due to retirement, you are eligible to apply for retired status. To qualify, you must no longer earn primary remuneration for practicing project and/or program management and must have been a credential holder in good standing for at least 10 consecutive years.

If you are interested in applying for retired status, you should submit a written request by postal mail to the attention of the Certification Department at PMI.

Professional Development Units (PDUs)

The Professional Development Units (PDUs) is the measuring unit used to quantify approved learning and professional service activities. Typically, one PDU is earned for every one hour spent in a planned, structured learning experience or activity.

NOTE: If you attend courses that calculate by Continuing Education Units (CEUs), please be aware that for conversion purposes, one CEU equals 10 PDUs.

Each credential requires a certain number of PDUs per three-year credential cycle.

Credential	Number of PDUs
PMP	60
PgMP	60
PMI-SP	30 PDUs in specialized area of project scheduling
PMI-RMP	30 PDUs in specialized area of project risk management
CAPM	No PDUs. Re-exam at end of cycle

The CCR Program organizes PDUs into five categories.

Category 1: Formal Academic Education

PDUs may be earned by completing an academic course after attaining a PMI credential. Courses must be offered for degree credit and be related to project and/or program management. One hour of degree credit in a typical 15-week semester earns 15 PDUs. One quarter semester hour (10 weeks) earns 10 PDUs. When only a portion of a course relates to project and/or program management, PDUs are calculated on a percentage of the overall curriculum focused on project and/or program management. Each course must be submitted on a separate CCR Activity Reporting Form. PMI does not recognize entire degree programs for PDU credits, only individual courses.

Documentation required upon PMI audit/request: transcript or grade report indicating a passing mark.

Category 2: Professional Activities and Self-directed Learning

A predetermined number of PDUs may be earned by participating in specified professional activities. Use the Guide to Category 2 Activities to determine PDUs in this category.

Documentation required upon PMI audit/request: copies of publications, sample educational materials or course agendas.

Guide to Category 2 Activities

Letter Code	Description	Number of PDUs Earned
2A	Author or coauthor of an article pertaining to project and/or program management published in a refereed journal (e.g., <i>Project Management Journal</i> [®]).	15 PDUs per article (author) 10 PDUs per article (co-author)
2B	Author or coauthor of an article pertaining to project and/or program management published in a non-refereed journal (e.g., <i>PM Network</i> [®]).	7.5 PDUs per article (author) 5 PDUs per article (co-author)
2C	Speaker/teacher on project and/or program management topic at a conference, symposium, workshop or formal course.	5 PDUs per activity
2D	Speaker on a project and/or program management topic at PMI Component meeting (e.g., chapter meeting).	2.5 PDUs per activity
2E	Member or moderator of a project and/or program management panel discussion at a conference, symposium, workshop or formal course.	2.5 PDUs per activity
2F	Author or coauthor of textbook that pertains to project and/or program management.	20 PDUs (author) 10 PDUs (co-author)
2G	Developer of content for a structured project and/or program management learning courseware.	5 PDUs per new course
2H	Practitioner of project and/or program management services for more than 1,500 project work experience.	2.5 PDUs per 1-year (12-month) period

PDUs for Self-Directed Learning Activities

2-SDL	Self-directed learning activities are individualized learning events involving personally conducted research or study. Learning may include informal activities such as discussions or coaching sessions with colleagues, coworkers, clients or consultants. It may include articles, books, instructional manuals, videos, CD-ROMs or other material resources.*	Maximum 7.5 self-directed learning PDUs may be earned per 3-year CCR cycle.
-------	---	---

**Qualifying self-directed learning activities must be relevant to project scheduling, meet a specified purpose, and use knowledgeable resources. Use the Self-Directed Learning Activities Worksheet to determine PDUs for Category 2 – Self-Directed Learning.*

Documentation required upon PMI audit/request: evidence supporting your reported learning project, including notes from and dates of discussion or reading.

Category 3: Courses offered by PMI Registered Education Providers/PMI Components

PDUs may be earned by attending educational courses offered by organizations registered with PMI and designated as PMI Registered Education Providers (R.E.P.s) or PMI Components. These providers adhere to quality criteria established by PMI and are solely authorized to issue PDU certificates to attendees. R.E.P.s can be identified by their logo:



Examples include schools, consultants, corporate training departments, professional associations, government agencies and PMI chapters, specific interest groups (SIGs) and colleges. View the [searchable database](#) of R.E.P.s and the courses they offer online.

Documentation required upon PMI audit/request: registration form, certificate or letter of attendance.

Category 4: Courses offered by Other Education Providers

Contact hours of project and/or program management education may be earned by attending relevant educational courses offered by organizations not registered with PMI. To calculate the number of PDUs earned, use the following formula: one contact hour of learning relevant to project and/or program management within a structured activity or course equals one PDU.

Documentation required upon PMI audit/request: registration form, certificate or letter of attendance, and a brochure or course materials outlining the subject matter covered and the qualifications of the instructor/lecturer.

Category 5: Volunteer Service to Professional or Community Organizations

A maximum of 10 PDUs may be earned per CCR cycle through professional service to a project management organization or by providing non-compensated project management services to non-employer or non-client customer groups. The volunteer services must meet the definition of a project as outlined in *A Guide to the Project Management Body of Knowledge (PMBOK® Guide)*—Third Edition.

Examples of qualifying activities and their associated PDU values include the following:

- Serve as an elected officer for a project management organization (including PMI components).
 - Minimum three months of participation: 2 PDUs per year
(No PDUs are awarded for service less than three months)
 - Minimum six months of participation: 5 PDUs per year
 - Twelve months of participation: 10 PDUs per year
- Serve as a volunteer/appointed committee member for a project management organization (including PMI components).
 - Minimum three months of participation: 1 PDU per year
(No PDUs are awarded for service less than three months)
 - Minimum six months of participation: 3 PDUs per year
 - Twelve months of participation: 5 PDUs per year
- Provide project and/or program management-related services to a community or charitable group or to a group of college students for educational purposes (5 PDUs per year).
 - The sponsoring organization must be a legally recognized not-for-profit organization.

View [volunteer opportunities](#) online to see how you can earn PDUs in this category.

Documentation required upon PMI audit/request: letter or certificate from the organization served acknowledging you for leading project tasks or participating as part of a project team.

How to Calculate PDUs

There are no minimum requirements for the number of PDUs earned in any specific category. You may accomplish your PDUs through any combination of the various categories, with the following restrictions:

Category	No. of maximum PDUs per three-year CCR cycle
Category 2-SDL	7.5 PDUs
Category 2H	7.5 PDUs
Category 5	10 PDUs

PDU activities completed prior to obtaining a PMI credential are not accepted toward the renewal requirements. Further, you cannot claim participation in the same course or activity more than once.

Fractions of PDUs also may be reported in quarterly increments following one full hour. This means that after you report one full hour in a certain activity, you also may report an additional 0.25 PDUs within the same activity if applicable.

How to Transfer PDUs to the Next CCR Cycle

If you earn more than the required PDUs in your CCR cycle, you may apply the following amounts of PDUs to your next certification/CCR cycle.

Credential	No. of PDUs allowed to be transferred to the next cycle
PMI-RMP	10 PDUs earned in the third year of current cycle
PMI-SP	10 PDUs earned in the third year of current cycle
PgMP	20 PDUs earned in the third year of current cycle
PMP	20 PDUs earned in the third year of current cycle

Only PDUs earned in the third year of your certification cycle can be transferred.

Why You Should Maintain a CCR Folder

You should maintain a personal CCR folder in your home or office file cabinet as a place to file documentation that supports your reported PDU activities. For each claim, you should keep a copy of the submission and the supporting documentation required (refer to the Professional Development Units section in this handbook for more details).

NOTE: A percentage of credential holders will be randomly selected for PMI's audit process. During an audit, these credential holders will be asked to submit supporting material to verify any PDUs submitted. Therefore, documentation for all PDU claims should be maintained for at least 18 months after the CCR cycle has ended.

How to Maintain Multiple Credentials

No one PMI credential serves as a prerequisite for another. You can earn one or more of PMI credentials or *ALL* of them depending on your education, experience and/or area of specialty. If you have a credential and want to earn another, PMI makes it easy for you to earn PDUs toward maintaining your credentials simultaneously.

Align Certification/CCR Cycles for PgMP and PMP

If you hold the PMP and apply for the PgMP credential, you can align your certification/CCR cycles and earn and report a total of 60 PDUs (not 120 PDUs) during the three-year cycle to maintain both credentials. You align your certification cycles as part of the application process.

You have two options for aligning your credentials cycles. They are also detailed on the application form, but they are as follows:

Option A – the credential you already have – the “current” credential – and the “new” credential will share PDUs going forward. Any PDUs earned for your current credential before you obtained the new credential will be forfeited. The renewal date for your current credential will be set equal to the newly-acquired credential renewal date.

Option B – The new credential will share the PDUs you already earned for your current credential and any that you earn moving forward. Be mindful if you are obtaining the PMI-SP or the PMI-RMP that PDUs need to be for professional development activities in the specialty area of project scheduling and/or project risk management respectively. The renewal date for the new credential will be set equal to the existing renewal date for the credential you currently hold.

Apply PDUs for Specialty Credentials to your PMP or PgMP

If you hold the PMP or PgMP and apply for one of the specialty credentials—PMI-RMP or PMI-SP—you cannot align the certification/CCR cycles, but you can apply the PDUs you earn for the specialty credentials to the maintenance of your PMP or PgMP credential. Therefore, to maintain the PMP and the PMI-SP, for instance, you only have to earn and report 60 PDUs (not 90 PDUs). Be mindful that in order to maintain the PMI-SP or PMI-RMP credential(s), the professional development activities must be in the specialized area of project risk management or project scheduling respectively.

How to Report your PDU Activities

You are responsible for reporting your PDU activities as they occur. The most efficient way to report PDUs is by using the online [PDU resources system](#).

The online PDU resources system also allows you to view your transcripts to confirm that PDUs have been posted. Please allow up to three weeks for claims to be processed and listed on the online transcript.

NOTE: For those who hold the PMI-RMP and PMI-SP credentials, you will currently need to track your PDUs manually using the Activity Reporting Form. The online PDU tracking system is currently being upgraded and cannot support electronic entry of PDUs for the specialty credentials.

Therefore, PMI asks that you complete the Activity Reporting Form as you acquire PDUs and keep it in the credential folder you are advised to create for important credential documents. Once the system is upgraded (Quarter 1, 2009), PMI will notify you and you can then begin to track your PDUs online.

If you currently hold a PMP or PgMP credential, you can track those PDUs online.

Although PMI encourages you to report PDUs using the online system, you may complete and send paper copies of the Activity Reporting Form found on the [online certification system](#) or in the back of this handbook. This should be done upon completion of each activity. You only need to send the Activity Reporting Form. You do not need to send supporting documentation for activities reported at this point, but should retain such documentation in the event you are audited.

Action	Resource
Mail the completed Activity Reporting Forms to:	PMI/CCR Records Office College of Continuing Education 1700 Asp Avenue Norman, Oklahoma 73072-6400 USA
Fax the Activity Reporting Form to PMI/CCR Records Office	+1 405 325 6925

PDU Submission Deadline

You must report your PDUs and complete the renewal process prior to the end of your CCR cycle in order to avoid suspension of your credential(s) (refer to the Suspended Status section in this handbook for more details).

If you do not earn and report the required PDUs within your CCR cycle will be suspended. The one-year suspension period can be used to earn and report the required PDUs.

In addition, you can report PDUs up to 12 months after the expiration date of the CCR cycle in which the activities were completed.

Application, Fees & Audit Process

After the CCR Records Office confirms that you have met the PDU requirements, the Certification Department will send electronic notification for you to apply for credential renewal. Once you receive the notification, you can complete the Application for Certification Renewal and submit payment of the renewal fee on the [online certification system](#).

The renewal fee for PMI members is US\$60 and US\$150 for non-members.

You must complete the application and submit payment no later than 90 days after your credential expiration date.

Alternatively, you may submit the Application for Certification Renewal and payment by postal mail to the Global Operations Center.

NOTE: Electronic communications from PMI may inadvertently be blocked or forwarded to bulk mail folders by some spam filters. Please add customercare@pmi.org to the personal address book in your e-mail program to help ensure that you don't miss important CCR program updates from PMI.

After processing the completed application and the renewal payment, PMI will send you an updated certificate with the new active certification/CCR cycle dates. Please allow six to eight weeks for postal delivery of your certification.

You may cancel your credential at any time. To do so, contact the Certification Department in writing. PMI will refund one-third of the renewal fee for each full year of the renewed certification/CCR cycle that you have not used following the date of the written cancellation request.

PMI Audit Process

As the recipient of a PMI credential, you have agreed to comply with its terms of use including adherence to the terms of the audit process. The terms of the audit process provide that all credential holders are subject to an audit. In the event of an audit, you will be permitted to renew your credential only after you successfully complete the audit and meet all the terms of the audit.

PMI Code of Ethics and Professional Conduct

CHAPTER 1. VISION AND APPLICABILITY

1.1 Vision and Purpose

As practitioners of project management, we are committed to doing what is right and honorable. We set high standards for ourselves and we aspire to meet these standards in all aspects of our lives—at work, at home, and in service to our profession.

This Code of Ethics and Professional Conduct describes the expectations that we have of ourselves and our fellow practitioners in the global project management community. It articulates the ideals to which we aspire as well as the behaviors that are mandatory in our professional and volunteer roles.

The purpose of this Code is to instill confidence in the project management profession and to help an individual become a better practitioner. We do this by establishing a profession-wide understanding of appropriate behavior. We believe that the credibility and reputation of the project management profession is shaped by the collective conduct of individual practitioners.

We believe that we can advance our profession, both individually and collectively, by embracing this Code of Ethics and Professional Conduct. We also believe that this Code will assist us in making wise decisions, particularly when faced with difficult situations where we may be asked to compromise our integrity or our values.

Our hope that this Code of Ethics and Professional Conduct will serve as a catalyst for others to study, deliberate, and write about ethics and values. Further, we hope that this Code will ultimately be used to build upon and evolve our profession.

1.2 Persons to Whom the Code Applies

The Code of Ethics and Professional Conduct applies to:

1.2.1 All PMI members

1.2.2 Individuals who are not members of PMI but meet one or more of the following criteria:

- .1 Non-members who hold a PMI certification
- .2 Non-members who apply to commence a PMI certification process
- .3 Non-members who serve PMI in a volunteer capacity.

Comment: *Those holding a Project Management Institute (PMI®) credential (whether members or not) were previously held accountable to the Project Management Professional (PMP®) or Certified Associate in Project Management (CAPM®) Code of Professional Conduct and continue to be held accountable to the PMI Code of Ethics and Professional Conduct. In the past, PMI also had separate ethics standards for members and for credentialed individuals. Stakeholders who contributed input to develop this Code concluded that having multiple codes was undesirable and that everyone should be held to one high standard. Therefore, this Code is applicable to both PMI members and individuals who have applied for or received a credential from PMI, regardless of their membership in PMI.*

1.3 Structure of the Code

The Code of Ethics and Professional Conduct is divided into sections that contain standards of conduct which are aligned with the four values that were identified as most important to the project management community. Some sections of this Code include comments. Comments are not mandatory parts of the Code, but provide examples and other clarification. Finally, a glossary can be found at the end of the standard. The glossary defines words and phrases used in the Code. For convenience, those terms defined in the glossary are underlined in the text of the Code.

1.4 Values that Support this Code

Practitioners from the global project management community were asked to identify the values that formed the basis of their decision making and guided their actions. The values that the global project management community defined as most important were: responsibility, respect, fairness, and honesty. This Code affirms these four values as its foundation.

1.5 Aspirational and Mandatory Conduct

Each section of the Code of Ethics and Professional Conduct includes both aspirational standards and mandatory standards. The aspirational standards describe the conduct that we strive to uphold as practitioners. Although adherence to the aspirational standards is not easily measured, conducting ourselves in accordance with these is an expectation that we have of ourselves as professionals—it is not optional.

The mandatory standards establish firm requirements, and in some cases, limit or prohibit practitioner behavior. Practitioners who do not conduct themselves in accordance with these standards will be subject to disciplinary procedures before PMI's Ethics Review Committee.

Comment: *The conduct covered under the aspirational standards and conduct covered under the mandatory standards are not mutually exclusive; that is, one specific act or omission could violate both aspirational and mandatory standards.*

CHAPTER 2. RESPONSIBILITY

2.1 Description of Responsibility

Responsibility is our duty to take ownership for the decisions we make or fail to make, the actions we take or fail to take, and the consequences that result.

2.2 Responsibility: Aspirational Standards

As practitioners in the global project management community:

2.2.1 We make decisions and take actions based on the best interests of society, public safety, and the environment.

2.2.2 We accept only those assignments that are consistent with our background, experience, skills, and qualifications.

Comment: *Where developmental or stretch assignments are being considered, we ensure that key stakeholders receive timely and complete information regarding the gaps in our qualifications so that they may make informed decisions regarding our suitability for a particular assignment.*

In the case of a contracting arrangement, we only bid on work that our organization is qualified to perform and we assign only qualified individuals to perform the work.

2.2.3 We fulfill the commitments that we undertake – we do what we say we will do.

2.2.4 When we make errors or omissions, we take ownership and make corrections promptly. When we discover errors or omissions caused by others, we communicate them to the appropriate body as soon as they are discovered. We accept accountability for any issues resulting from our errors or omissions and any resulting consequences.

2.2.5 We protect proprietary or confidential information that has been entrusted to us.

2.2.6 We uphold this Code and hold each other accountable to it.

2.3 Responsibility: Mandatory Standards

As practitioners in the global project management community, we require the following of ourselves and our fellow practitioners:

Regulations and Legal Requirements

2.3.1 We inform ourselves and uphold the policies, rules, regulations and laws that govern our work, professional, and volunteer activities.

2.3.2 We report unethical or illegal conduct to appropriate management and, if necessary, to those affected by the conduct.

Comment: *These provisions have several implications. Specifically, we do not engage in any illegal behavior, including but not limited to: theft, fraud, corruption, embezzlement, or bribery. Further, we do not take or abuse the property of others, including intellectual property, nor do we engage in slander or libel. In focus groups conducted with practitioners around the globe, these types of illegal behaviors were mentioned as being problematic.*

As practitioners and representatives of our profession, we do not condone or assist others in engaging in illegal behavior. We report any illegal or unethical conduct. Reporting is not easy and we recognize that it may have negative consequences. Since recent corporate scandals, many organizations have adopted policies to protect employees who reveal the truth about illegal or unethical activities. Some governments have also adopted legislation to protect employees who come forward with the truth.

Ethics Complaints

2.3.3 We bring violations of this Code to the attention of the appropriate body for resolution.

2.3.4 We only file ethics complaints when they are substantiated by facts.

Comment: *These provisions have several implications. We cooperate with PMI concerning ethics violations and the collection of related information whether we are a complainant or a respondent. We also abstain from accusing others of ethical misconduct when we do not have all the facts. Further, we pursue disciplinary action against individuals who knowingly make false allegations against others.*

2.3.5 We pursue disciplinary action against an individual who retaliates against a person raising ethics concerns.

CHAPTER 3. RESPECT

3.1 Description of Respect

Respect is our duty to show a high regard for ourselves, others, and the resources entrusted to us. Resources entrusted to us may include people, money, reputation, the safety of others, and natural or environmental resources.

An environment of respect engenders trust, confidence, and performance excellence by fostering mutual cooperation — an environment where diverse perspectives and views are encouraged and valued.

3.2 Respect: Aspirational Standards

As practitioners in the global project management community:

- 3.2.1 We inform ourselves about the norms and customs of others and avoid engaging in behaviors they might consider disrespectful.
- 3.2.2 We listen to others' points of view, seeking to understand them.
- 3.2.3 We approach directly those persons with whom we have a conflict or disagreement.
- 3.2.4 We conduct ourselves in a professional manner, even when it is not reciprocated.

Comment: *An implication of these provisions is that we avoid engaging in gossip and avoid making negative remarks to undermine another person's reputation. We also have a duty under this Code to confront others who engage in these types of behaviors.*

3.3 Respect: Mandatory Standards

As practitioners in the global project management community, we require the following of ourselves and our fellow practitioners:

- 3.3.1 We negotiate in good faith.
- 3.3.2 We do not exercise the power of our expertise or position to influence the decisions or actions of others in order to benefit personally at their expense.
- 3.3.3 We do not act in an abusive manner toward others.
- 3.3.4 We respect the property rights of others.

CHAPTER 4. FAIRNESS

4.1 Description of Fairness

Fairness is our duty to make decisions and act impartially and objectively. Our conduct must be free from competing self interest, prejudice, and favoritism.

4.2 Fairness: Aspirational Standards

As practitioners in the global project management community:

- 4.2.1 We demonstrate transparency in our decision-making process.
- 4.2.2 We constantly reexamine our impartiality and objectivity, taking corrective action as appropriate.

Comment: *Research with practitioners indicated that the subject of conflicts of interest is one of the most challenging faced by our profession. One of the biggest problems practitioners report is not recognizing when we have conflicted loyalties and recognizing when we are inadvertently placing ourselves or others in a conflict-of-interest situation. We as practitioners must proactively search for potential conflicts and help each other by highlighting each other's potential conflicts of interest and insisting that they be resolved.*

- 4.2.3 We provide equal access to information to those who are authorized to have that information.
- 4.2.4 We make opportunities equally available to qualified candidates.

Comment: *An implication of these provisions is, in the case of a contracting arrangement, we provide equal access to information during the bidding process.*

4.3 Fairness: Mandatory Standards

As practitioners in the global project management community, we require the following of ourselves and our fellow practitioners:

Conflict of Interest Situations

- 4.3.1 We proactively and fully disclose any real or potential conflicts of interest to the appropriate stakeholders.
- 4.3.2 When we realize that we have a real or potential conflict of interest, we refrain from engaging in the decision-making process or otherwise attempting to influence outcomes, unless or until: we have made full disclosure to the affected stakeholders; we have an approved mitigation plan; and we have obtained the consent of the stakeholders to proceed.

Comment: *A conflict of interest occurs when we are in a position to influence decisions or other outcomes on behalf of one party when such decisions or outcomes could affect one or more other parties with which we have competing loyalties. For example, when we are acting as an employee, we have a duty of loyalty to our employer. When we are acting as a PMI volunteer, we have a duty of loyalty to the Project Management Institute. We must recognize these divergent interests and refrain from influencing decisions when we have a conflict of interest.*

Further, even if we believe that we can set aside our divided loyalties and make decisions impartially, we treat the appearance of a conflict of interest as a conflict of interest and follow the provisions described in the Code.

Favoritism and Discrimination

- 4.3.3 We do not hire or fire, reward or punish, or award or deny contracts based on personal considerations, including but not limited to, favoritism, nepotism, or bribery.
- 4.3.4 We do not discriminate against others based on, but not limited to, gender, race, age, religion, disability, nationality, or sexual orientation.

- 4.3.5 We apply the rules of the organization (employer, Project Management Institute, or other group) without favoritism or prejudice.

CHAPTER 5. HONESTY

5.1 Description of Honesty

Honesty is our duty to understand the truth and act in a truthful manner both in our communications and in our conduct.

5.2 Honesty: Aspirational Standards

As practitioners in the global project management community:

5.2.1 We earnestly seek to understand the truth.

5.2.2 We are truthful in our communications and in our conduct.

5.2.3 We provide accurate information in a timely manner.

Comment: *An implication of these provisions is that we take appropriate steps to ensure that the information we are basing our decisions upon or providing to others is accurate, reliable, and timely.*

This includes having the courage to share bad news even when it may be poorly received. Also, when outcomes are negative, we avoid burying information or shifting blame to others. When outcomes are positive, we avoid taking credit for the achievements of others. These provisions reinforce our commitment to be both honest and responsible.

5.2.4 We make commitments and promises, implied or explicit, in good faith.

5.2.5 We strive to create an environment in which others feel safe to tell the truth.

5.3 Honesty: Mandatory Standards

As practitioners in the global project management community, we require the following of ourselves and our fellow practitioners:

5.3.1 We do not engage in or condone behavior that is designed to deceive others, including but not limited to, making misleading or false statements, stating half-truths, providing information out of context or withholding information that, if known, would render our statements as misleading or incomplete.

5.3.2 We do not engage in dishonest behavior with the intention of personal gain or at the expense of another.

Comment: *The aspirational standards exhort us to be truthful. Half-truths and non-disclosures intended to mislead stakeholders are as unprofessional as affirmatively making misrepresentations. We develop credibility by providing complete and accurate information.*

APPENDIX A

A.1 History of this Standard

PMI's vision of project management as an independent profession drove our early work in ethics. In 1981, the PMI Board of Directors formed an Ethics, Standards and Accreditation Group. One task required the group to deliberate on the need for a code of ethics for the profession. The team's report contained the first documented PMI discussion of ethics for the project management profession. This report was submitted to the PMI Board of Directors in August 1982 and published as a supplement to the August 1983 *Project Management Quarterly*.

In the late 1980's, this standard evolved to become the Ethics Standard for the Project Management Professional

[PMP[®]]. In 1997, the PMI Board determined the need for a member code of ethics. The PMI Board formed the Ethics Policy Documentation Committee to draft and publish an ethics standard for PMI's membership. The Board approved the new Member Code of Ethics in October 1998. This was followed by Board approval of the Member Case Procedures in January 1999, which provided a process for the submission of an ethics complaint and a determination as to whether a violation had occurred.

Since the 1998 Code was adopted, many dramatic changes have occurred within PMI and the business world. PMI membership has grown significantly. A great deal of growth has also occurred in regions outside North America. In the business world, ethics scandals have caused the downfall of global corporations and non-profits, causing public outrage and sparking increased government regulations. Globalization has brought economies closer together but has caused a realization that our practice of ethics may differ from culture to culture. The rapid, continuing pace of technological change has provided new opportunities, but has also introduced new challenges, including new ethical dilemmas.

For these reasons, in 2003 the PMI Board of Directors called for the reexamination of our codes of ethics. In 2004, the PMI Board commissioned the Ethics Standards Review Committee [ESRC] to review the codes of ethics and develop a process for revising the codes. The ESRC developed processes that would encourage active participation by the global project management community. In 2005, the PMI Board approved the processes for revising the code, agreeing that global participation by the project management community was paramount. In 2005, the Board also commissioned the Ethics Standards Development Committee to carry out the Board-approved process and deliver the revised code by the end of 2006. This Code of Ethics and Professional Development was approved by the PMI Board of Directors in October 2006.

A.2 Process Used to Create This Standard

The first step by the Ethics Standards Development Committee [ESDC] in the development of this Code was to understand the ethical issues facing the project management community and to understand the values and viewpoints of practitioners from all regions of the globe. This was accomplished by a variety of mechanisms including focus group discussions and two internet surveys involving practitioners, members, volunteers, and people holding a PMI certification. Additionally, the team analyzed the ethics codes of 24 non-profit associations from various regions of the world, researched best practices in the development of ethics standards, and explored the ethics-related tenets of PMI's strategic plan.

This extensive research conducted by the ESDC provided the backdrop for developing the exposure draft of the PMI Code of Ethics and Professional Conduct. The exposure draft was circulated to the global project management community for comment. The rigorous, standards development processes established by the American National Standards Institute were followed during the development of the Code because these processes were used for PMI technical standard development projects and were deemed to represent the best practices for obtaining and adjudicating stakeholder feedback to the exposure draft.

The result of this effort is a Code of Ethics and Professional Conduct that not only describes the ethical values to which the global project management community aspires, but also addresses the specific conduct that is mandatory for every individual bound by this Code. Violations of the PMI Code of Ethics and Professional Conduct may result in sanctions by PMI under the ethics Case Procedures.

The ESDC learned that as practitioners of project management, our community takes its commitment to ethics very seriously and we hold ourselves and our peers in the global project management community accountable to conduct ourselves in accordance with the provisions of this Code.

APPENDIX B

B.1 Glossary

Abusive Manner. Conduct that results in physical harm or creates intense feelings of fear, humiliation, manipulation, or exploitation in another person.

Conflict of Interest. A situation that arises when a practitioner of project management is faced with making a decision or doing some act that will benefit the practitioner or another person or organization to which the practitioner owes a duty of loyalty and at the same time will harm another person or organization to which the practitioner owes a similar duty of loyalty. The only way practitioners can resolve conflicting duties is to disclose the conflict to those affected and allow them to make the decision about how the practitioner should proceed.

Duty of Loyalty. A person's responsibility, legal or moral, to promote the best interest of an organization or other person with whom they are affiliated.

Project Management Institute [PMI]. The totality of the Project Management Institute, including its committees, groups, and chartered components such as chapters, colleges, and specific interest groups.

PMI Member. A person who has joined the Project Management Institute as a member.

PMI-Sponsored Activities. Activities that include, but are not limited to, participation on a PMI Member Advisory Group, PMI standard development team, or another PMI working group or committee. This also includes activities engaged in under the auspices of a chartered PMI component organization—whether it is in a leadership role in the component or another type of component educational activity or event.

Practitioner. A person engaged in an activity that contributes to the management of a project, portfolio, or program, as part of the project management profession.

PMI Volunteer. A person who participates in PMI-sponsored activities, whether a member of the Project Management Institute or not.

PMI Certification Application/Renewal Agreement

- 1) I agree to satisfy and conduct myself in accordance with all PMI certification program policies and requirements, including this Agreement and the [PMI Code of Ethics and Professional Conduct](#) (as they may be revised from time to time); and I shall maintain confidentiality of PMI examination questions and content. Furthermore, I agree not to discuss, debrief or disclose, in any manner, the specific content of PMI examination questions and answers, to any individual.
- 2) I agree that I shall at all times act in a truthful and honest manner and provide truthful and accurate information to PMI. I agree that any intentional or unintentional failure to provide true, timely and complete responses to questions in this application or renewal form may lead to further investigation and/or sanctions by PMI. I also agree to promptly report to PMI any possible violations of the terms of this Agreement or the PMI Code of Ethics and Professional Conduct by PMI members or by persons who have applied for a PMI credential or have been awarded a credential by PMI.
- 3) I agree to notify the PMI Certification Department in a timely manner of changes concerning the information I have provided, including my current address and telephone number.
- 4) I have reported, and will continue to report, to the PMI Certification Department, within sixty (60) days of occurrence, any matters, proceedings, lawsuits, settlements and/or other agreements, administrative agency actions, or organizational actions relating to my profession or occupation, including all complaints relating to my professional activities as a project management practitioner, and matters or proceedings involving, but not limited to certification, credentialing, malpractice, disciplinary ethics or similar matters. I also agree to promptly report, within sixty (60) days of occurrence, any felony criminal charges, convictions, or plea agreements or other criminal charges, convictions, or plea agreements relating to acts of dishonesty or unethical conduct.
- 5) I agree that if my compliance with any of the terms of this agreement requires or includes an explanation and supporting documents, I will provide a complete and accurate explanation and true copies of the materials to the PMI Certification Department with this application.
- 6) I agree that the PMI Certification Department has the right to communicate with any person, government agency or organization to review or confirm the information in this application or any other information related to my application for PMI credentialing. Further, I agree to and authorize the release of any information requested by the PMI Certification Department for such review and confirmation.
- 7) I agree that the PMI credential status does not imply licensure, registration or government authorization to practice project management or to engage in related activities.
- 8) I agree that all materials that I submit to the PMI Certification Department become the property of the PMI Certification Department, and that the PMI Certification Department is not required to return any of these materials to me.
- 9) I agree that upon achieving the PMI credential, my name may be posted on the PMI website as part of an Online Registry to be created and maintained by PMI.
- 10) I agree that information related to my participation in the PMI certification process may be used in an anonymous manner for research purposes only.
- 11) I agree that all disputes relating in any way to my application for a PMI credential and/or my involvement generally in a PMI certification program, will be resolved solely and exclusively by means of PMI Certification Department policies, procedures and rules, including the Appeals Process.
- 12) PMI reserves the right to suspend or revoke the credential of any individual who is determined to have failed to uphold, or otherwise breached this Agreement, or committed a violation of the PMI Code of Ethics and Professional Conduct.
- 13) I release and indemnify PMI and the PMI Certification Department from all liability and claims that may arise out of, or be related to, my project management and related activities.
- 14) I hereby release, discharge and indemnify PMI, its directors, officers, members, examiners, employees, attorneys, representatives, agents and the PMI Certification Department from any actions, suits, obligations, damages, claims or demands arising out of or in connection with this application, the scores given with respect to the examination or any other action taken by PMI with regard to credentialing, testing and professional development including, but not limited to, all actions related to ethics matters and cases. I understand and agree that any decision concerning my qualification for any credential, as well as any decisions regarding my continuing qualification for any credential and my compliance with the PMI Code of Ethics and Professional Conduct, rest within the sole and exclusive discretion of PMI, and that these decisions are final.

This Agreement may be updated or revised from time to time. It is your responsibility to obtain the most up-to-date copy online. **Document last updated March 2007.**

Use of Your PMI Credential

Once you receive a passing score on your examination, you are granted a PMI credential. You may refer to yourself as a project scheduling professional as long as you have an active certification status.

Certificate Package

Within six to eight weeks, you will receive a credential package that includes:

- Congratulatory letter
- Information on how to maintain and/or renew your credential
- Credential certificate

Both of these documents list your:

- Credential number – a unique identification number used by PMI to maintain your individual certification records
- Your credential cycle dates

You will want to file this information in a safe and easily accessible location. You will need to refer to it in order to maintain your credential.

Until you receive your certificate package, you may use your score report (available online through the certification system) to validate your credential status.

Online Credential Registry

The online [Credential Registry](#) automatically lists names of all credential holders. This feature allows verification of credential holders for the benefit of employers, service purchasers and others. Users can search for credential holders by first name, last name, or by country.

Credential holders can choose to be removed from the registry, so the absence of your name in the registry does not necessarily mean that you are not credentialed. You can opt out of inclusion in the registry or update your demographic information by visiting the PMI Members area of www.PMI.org if you are a PMI member. Non-members should contact [Customer Care](#).



PMI-SP Credential Application · Page 1

Please use blue or black ink and print all information carefully in the boxes using CAPITAL LETTERS. You must complete all fields.

All information and documentation must be in English. Facsimile and scanned copies will not be accepted.

PMI Member ID#

If you are a member of PMI you have an ID number. Your ID number is on the membership card you received in your welcome kit when you joined. If you've lost your PMI member ID number you may contact PMI Customer Care at +1-610-356-4600, or send e-mail to customer-care@pmi.org.

Instructions:

In this section you are being asked to PRINT your name for three separate purposes. It is very important that you complete this section carefully.

Section 1. Please print your name **as you wish to be referred to in correspondence from PMI.**

Section 2. Please print your name **as it appears on your government-issued identification that you will present at the testing center.**

Section 3. Please print your name **as you wish it to appear on your PMI-SP certificate.**

Section 1. Name for correspondence from PMI:

Prefix (MR., MRS., MS., DR.)

First Name (given name)

Middle Name

Last Name (family name, surname). Candidates with only a single name should use last name field.

Suffix

Section 2. Name on government-issued identification: Check here if same as above.

Prefix (MR., MRS., MS., DR.)

First Name (given name)

Middle Name

Last Name (family name, surname). Candidates with only a single name should use last name field.

Suffix

Section 3. Name for your PMI-SP certificate: Check here if same as above.

Prefix (MR., MRS., MS., DR.)

First Name (given name)

Middle Name

Last Name (family name, surname). Candidates with only a single name should use last name field.

Suffix

Contact information:

Preferred Mailing Address:

Home

Business

Billing Address*:

Home

Business

*If paying by credit card, your billing address must match the address on your credit card statement.

Home Address

City

State/Province/Territory

Zip/Postal Code

Business Name



Contact information (continued):

Business Address

Grid for Business Address

City

Grid for City

State/Province/Territory

Grid for State/Province/Territory

Zip/Postal Code

Grid for Zip/Postal Code

Country

Grid for Country

Preferred E-mail: Personal Work

Grid for Preferred E-mail

Preferred Phone: Home Business Mobile

Country Code

Grid for Country Code

Area/State/City Code

Grid for Area/State/City Code

Phone Number

Grid for Phone Number

Extension

Grid for Extension

Preferred Fax: Home Business

Country Code

Grid for Country Code

Area/State/City Code

Grid for Area/State/City Code

Fax Number

Grid for Fax Number

Applicant's Primary Industry:

- Radio buttons for industry categories: Aerospace, Automotive, Business, Communications, Construction, Consulting, Education, Engineering, Finance, Healthcare, Human Resources, Information Technology, Manufacturing, Pharmaceuticals, Telecommunications, Other.

EDUCATION ATTAINED (highest level attained at the time of this application)

- Radio buttons for education levels: High School Diploma / Global Equivalent, Associate's Degree / Global Equivalent, Bachelor's Degree / Global Equivalent, Master's Degree / Global Equivalent, Doctoral / Global Equivalent.

Year diploma/degree was awarded

Grid for Year diploma/degree was awarded

Name of High School, College or University

Grid for Name of High School, College or University

Address

Grid for Address

City

Grid for City

State/Province/Territory

Grid for State/Province/Territory

Zip/Postal Code

Grid for Zip/Postal Code

Country

Grid for Country

Field of Study:

- Radio buttons for field of study categories: Computer Science, Science, Education, Mathematics, Engineering, Economics, Finance, Communications, Liberal Arts, Other, Marketing.



PMI-SP Credential Application · Page 4
Experience Verification Form - Part II

For each project, please list the number of hours you have spent in the specified tasks of project scheduling noted in the five domains. Next, add the total hours per process and record that number in the boxes to the right of each section. Remember to record the project number that corresponds with the project documented in Part I of the Experience Verification Form.

Project #

SCHEDULE MISSION MANAGEMENT

TOTAL HRS.

SCHEDULE CREATION

TOTAL HRS.

SCHEDULE MAINTENANCE

TOTAL HRS.

SCHEDULE ANALYSIS

TOTAL HRS.

SCHEDULE COMMUNICATION/REPORTING

TOTAL HRS.

TOTAL HOURS ON PROJECT



*In the space provided below, please summarize the project scheduling tasks that you performed on this project. Candidates are **required** to use this form to summarize deliverables. Attachments (e.g., scope of work documents) will not be accepted. Remember to record the project number that corresponds with the project documented in Parts I and II of the Experience Verification Forms.*

Project #

Schedule Mission Management

Schedule Creation

Schedule Maintenance

Schedule Analysis

Schedule Communication/Reporting



Please include me in: Communications from PMI regarding its products, events and services Third Party Mailing Lists Mailings
Mailings from organizations other than PMI


Optional Information

The following questions are optional, and you may choose not to answer them.

Reason you are applying for this credential:

- Employer Required Employer Suggested Personal Development

Special Accommodations for the Examination

 *Check here if you have special needs which may impair your ability to take the examination. Please complete the Special Accommodations Form. The completed form and supporting medical documentation must be returned to PMI along with your completed credential application.*

I have read and understand all the policies and procedures in the Credential Handbook.

I have read and accept the terms and responsibilities outlined in the PMI Code of Ethics and Professional Conduct and in the PMI Certification Application/Renewal Agreement.

I declare that all the information I have provided on all pages of this application is true and accurate. I understand that misrepresentations or incorrect information provided to PMI can result in disciplinary action(s), including suspension or revocation of my eligibility or credential.

Signature

Date

Credential application continues to the next page. Payment of the credential fee is expected to be received with the paper application.



PMI-SP Credential Application · Page 9

Credential Payment Form

Use this payment form to submit your credential fees by postal mail.

PMI Member ID#

If you are a member of PMI you have an ID number. Your ID number is on the membership card you received in your welcome kit when you joined. If you've lost your PMI member ID number you may contact PMI Customer Care at +1-610-356-4600, or send e-mail to customer-care@pmi.org.

Prefix (MR., MRS., MS., DR.)

First Name (given name)

Middle Name

Last Name (family name, surname). Candidates with only a single name should use last name field.

Suffix

Payment Information

Check
 Master Card
 Visa
 Bank Transfer
 American Express
 Diners Club
 Discover

Credit Card #

Exp Date

 /

Signature

Examination Fees *Fees subject to change without notice.*

After determining your membership status and your examination administration type please place an 'X' next to the appropriate option below and note the associated fee in the box marked 'TOTAL'.

If you are applying to take a paper-based examination please indicate your preferred test site, group testing number and date. This information can be located at www.prometric.com/pmi.

Examination Administration Type	US Dollars	Euros
Computer-Based Testing – member*	\$520	€ 430
Computer-Based Testing – nonmember	\$670	€ 555

Examination Administration Type	US Dollars	Euros	Site	Group Testing No.	Date (MM/DD/YY)
Paper-Based Testing – member*	\$415	€ 345			
Paper-Based Testing – nonmember	\$565	€ 475			

** Calculate and add Canadian resident tax (if applicable)

TOTAL

* The member rate will only apply to candidates who are members of PMI in good standing at the time your application is approved. If PMI membership is obtained after this application has been submitted, PMI will not refund the difference. Candidates interested in becoming members of PMI at the time of application for the credential can submit their PMI membership application and credential application at the same time and receive the member rate. To download a copy of the PMI membership application, please visit the membership area of the PMI website.

** CANADIAN TAX INFORMATION

Canadian billing addresses: In accordance with Canadian tax law, taxes are collected on all certification-related products. The rate of tax varies depending on the province billing address you use. Tax calculations by province are 13% for New Brunswick, Newfoundland/Labrador and Nova Scotia; 12.88% for Quebec, and 5% for all remaining provinces. Online applications will automatically calculate tax. Downloaded applications will require insertion of applicable tax. Please note that if your employer is paying for this purchase and has been granted tax-exempt status by the appropriate Canadian authorities, you will not be able to use online processing. You will need to mail your application and mail or fax a tax-exempt document meeting the specifications of the Canadian government to the PMI Global Operations Center (fax: +1 610-771-4085)

GST/HST registration: 897944807RT0001; QST registration: 1202723001TQ0001



PMI Credential Reexamination Form

In order to schedule to retake a PMI credential examination, you must complete and submit this form by mail or fax to PMI Global Operations Center, Attn. Certification Department. The reexamination rate is only valid within your one-year eligibility period. Before applying for reexamination, please review PMI's reexamination policy located in the credential handbook.

Please use blue or black ink and print all information carefully in the boxes using CAPITAL LETTERS. Please print clearly and legibly:

PMI Member ID#

Please print your name as it appears on your government issued identification, that you will present at the testing center.

Prefix (MR., MRS., MS., DR.)

First Name (given name)

Middle Name

Last Name (family name, surname)

Suffix

Address

City

State/Province/Territory

Postal Code

Country

E-mail Address

Country Code

Area/State/City Code

Phone Number

Extension

Payment Information

Check Master Card Visa Bank Transfer American Express Diners Club Discover

Credit Card #

Exp Date

Signature

Date

Reexamination Fees: (Payable in U.S. Dollars and Euros only)

After determining your PMI membership status and your examination administration type, please place an 'X' next to the appropriate option and note the associated fee in the box marked 'TOTAL' for the PMI examination you plan to retake (CAPM, PMP, PgMP, PMI-RMP and PMI-SP).

PMI uses computer-based testing (CBT) as the standard method of administration for its credential examinations. Candidates who live within 186.5 miles/300 km of a Prometric CBT site, must take a CBT examination.

If you are applying to take a paper-based examination please indicate your preferred test site, group testing number and date. You can find this information online at www.prometric.com/pmi.

Refund Policy for CAPM and PMP

A refund can be obtained by submitting a written request to PMI one month before the eligibility expiration date. No refunds will be considered for candidates who have taken the examination or have not provided the necessary cancellation/rescheduling notification to Prometric. PMI retains a \$100 (US) processing fee.

Refund Policy for PMI-RMP and PMI-SP

To obtain a refund for the PMI-SP credential, you must submit a written request to PMI at least one month before the examination eligibility expiration date. A refund of \$250 (US) will be made if you have not yet taken the examination.

Refund Policy for PgMP

A candidate who is required to retake the multiple-choice examination or the Multi-rater Assessment, but does not complete one step or the other, may request a refund. The candidate must submit a written request to PMI one month prior to the eligibility expiration date of the specific competence evaluation to receive a refund of \$350 (US).



PMI Credential Reexamination Form (continued)

CAPM Reexamination Administration Fees US Dollars Euros

Computer-Based Testing – member*	\$150	€ 125
Computer-Based Testing – nonmember	\$200	€ 170

CAPM Reexamination Administration Fees US Dollars Euros Site Group Testing No. Date (MM/DD/YY)

Paper-Based Testing – member*	\$150	€ 125			
Paper-Based Testing – nonmember	\$200	€ 170			

** Calculate and add Canadian resident tax (if applicable) TOTAL

PMP Reexamination Administration Fees US Dollars Euros

Computer-Based Testing – member*	\$275	€ 230
Computer-Based Testing – nonmember	\$375	€ 315

PMP Reexamination Administration Fees US Dollars Euros Site Group Testing No. Date (MM/DD/YY)

Paper-Based Testing – member*	\$150	€ 125			
Paper-Based Testing – nonmember	\$300	€ 250			

** Calculate and add Canadian resident tax (if applicable) TOTAL

PgMP Reexamination Administration Fees US Dollars Euros

Computer-Based Testing – member*	\$500	€ 420
Computer-Based Testing – nonmember	\$600	€ 500

PgMP Reexamination Administration Fees US Dollars Euros Site Group Testing No. Date (MM/DD/YY)

Paper-Based Testing – member*	\$400	€ 335			
Paper-Based Testing – nonmember	\$500	€ 420			

** Calculate and add Canadian resident tax (if applicable) TOTAL

PMI-SP Reexamination Administration Fees US Dollars Euros

Computer-Based Testing – member*	\$335	€ 280
Computer-Based Testing – nonmember	\$435	€ 365

PMI-SP Reexamination Administration Fees US Dollars Euros Site Group Testing No. Date (MM/DD/YY)

Paper-Based Testing – member*	\$270	€ 225			
Paper-Based Testing – nonmember	\$370	€ 310			

** Calculate and add Canadian resident tax (if applicable) TOTAL

PMI-RMP Reexamination Administration Fees US Dollars Euros

Computer-Based Testing – member*	\$335	€ 280
Computer-Based Testing – nonmember	\$435	€ 365

PMI-RMP Reexamination Administration Fees US Dollars Euros Site Group Testing No. Date (MM/DD/YY)

Paper-Based Testing – member*	\$270	€ 225			
Paper-Based Testing – nonmember	\$370	€ 310			

** Calculate and add Canadian resident tax (if applicable) TOTAL



PMI Credential Reexamination Form (continued)

* The member rate will only apply to candidates who are members of PMI in good standing at the time your application is approved. If PMI membership is obtained after this application has been submitted, PMI will not refund the difference. Candidates interested in becoming members of PMI at the time of application for the credential can submit their PMI membership application and the credential application at the same time and receive the member rate. To download a copy of the PMI membership application, please visit the membership area of the PMI website.

** CANADIAN TAX INFORMATION

Canadian billing addresses: In accordance with Canadian tax law, taxes are collected on all certification-related products. The rate of tax varies depending on the province billing address you use. Tax calculations by province are 13% for New Brunswick, Newfoundland/Labrador and Nova Scotia; 12.88% for Quebec, and 5% for all remaining provinces. Online applications will automatically calculate tax. Downloaded applications will require insertion of applicable tax. Please note that if your employer is paying for this purchase and has been granted tax-exempt status by the appropriate Canadian authorities, you will not be able to use online processing. You will need to mail your application and mail or fax a tax-exempt document meeting the specifications of the Canadian government to the PMI Global Operations Center (fax: +1 610-771-4085)

GST/HST registration: 897944807RT0001; QST registration: 1202723001TQ0001

Special Accommodations for Examination

Candidates may request modification to the examination administration procedure due to disability, handicap, or other condition which may impair the ability of the candidate to take the exam. To request special testing accommodation, candidates must indicate their need on this form by checking the appropriate box below.

- I am requesting the same special accommodation(s) that was approved for my previous examination.
- I am requesting special accommodation(s) for the first time.
(Please complete the Special Accommodations form separately and submit it to PMI with your reexamination form)

Language Aid for Examination

All PMI credential examinations are administered in English, but assistance for the CAPM and PMP can be provided with an accompanying language aid. The PgMP examination currently is only available in English. If you would like a language aid for the CAPM or PMP examination, please indicate your choice below.

- Chinese (Simplified) French German Hebrew Italian
- Japanese Korean Portuguese (Brazilian) Russian Spanish